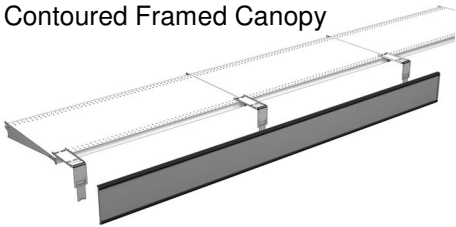


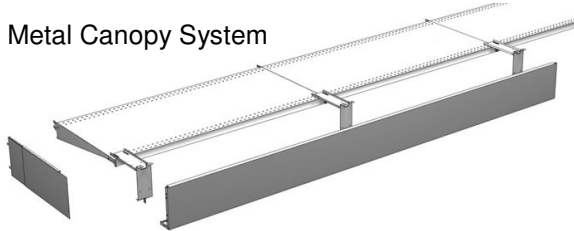
## Canopy Frames - End Caps - End Panels

Wall Sections are one sided sections that can be configured to fit almost any space at any length. These units can be designed with different back options (ie. Pegboard, wood grain), different shelf and deck sizes or radius deck sections. Canopies can be ordered to top a wall section, including lights, if required.

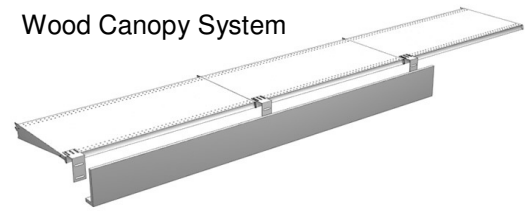
Contoured Framed Canopy




Metal Canopy System



Wood Canopy System



Canopy End



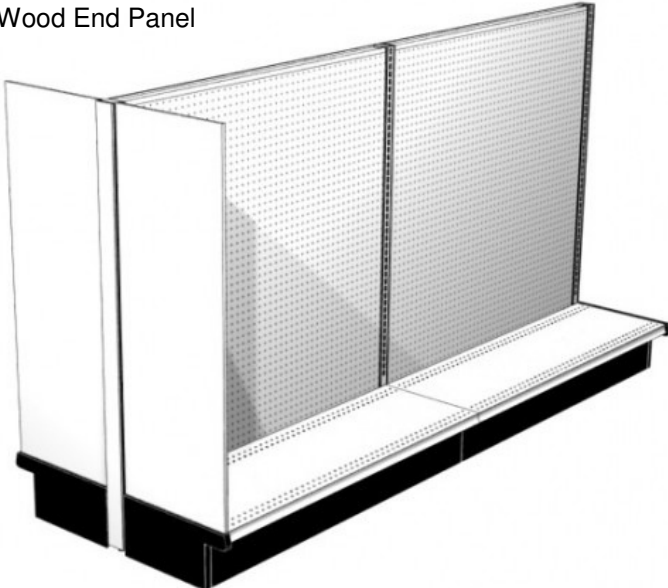
Canopy Upright End Trim



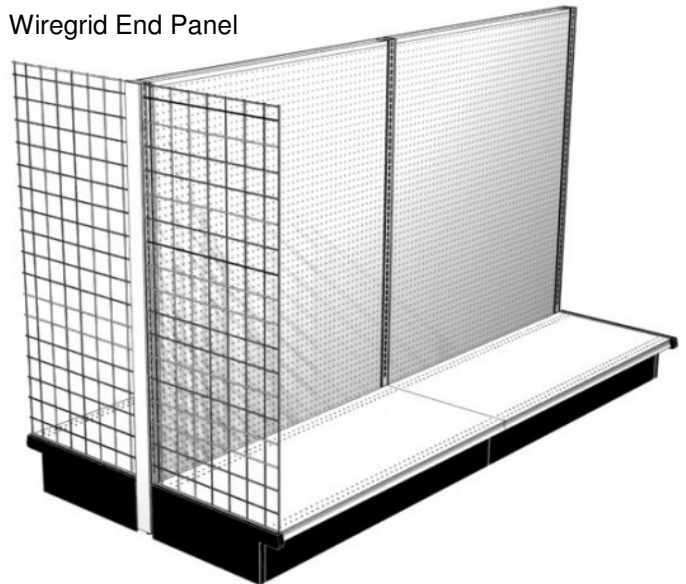
Lower Canopy End Panels



Wood End Panel



Wiregrid End Panel



Disclaimer: All dimensions are approximate. Manufacturers Specs are subject to change. Colours not exactly as shown.